

Exhibit 6A

8th April, 2014

PCS
TECHNOLOGY

The Bombay Stock Exchange Ltd
Phiroze Jeejeebhoy Towers
Dalal Street,
Mumbai 400 001

PSE

ack. copy

Dear Sir,

Ref. : Security code no. 517119

Sub : Shareholding Pattern for the Quarter Ended 31th March, 2014

Pursuant to clause 35 of the Listing Agreement, we send herewith the shareholding pattern of the Company for the quarter ended 31th March, 2014.

We also enclose herewith the statement showing shareholding of persons belonging to the category "Promoter and Promoter Group" and public holding exceeding 1 % for the said quarter.

Kindly acknowledge the same.

Yours faithfully,


For **PCS TECHNOLOGY LIMITED**


(x) 
Bhaskar J. Patel
Company Secretary

Encl: a/a

C.C.: **The Pune Stock Exchange Limited** (please refer: Security code no. 11179)

Shivleela Chambers
752 Sadashiv Peth
R B Kumthekar Marg
Pune - 411 030




10/4/2014





CIN: L74200MH1981PLC024279

PCS Technology Limited

302-304, Regent Chambers, Nariman Point, Mumbai - 400 021. Tel : 2282 2621 /2562. 2288 2135 /1099

Fax : +91-22-2285 1489 www.pcstech.com

Registered Office : Gat No. 478, Alandi Markaal Road, Alandi, Dist. Pune - 412 106


Name of the Company : PCS TECHNOLOGY LTD

Script Code, Name of the scrip, class of security :

Quarter ended : 31/03/2014

350 Jue

Partly paid-up shares :-	No. of partly paid-up shares	As a % of total no. of party paid-up shares	As a % of total no. of shares of the company
Held by promoter/ promoter group		0.00	0.00
Held by public		0.00	0.00
Total	0	0.00	0.00
Outstanding convertible securities	No. of outstanding securities	As a % of total no. of outstanding convertible securities	As a % of total no. of shares of the company, assuming full conversion of the convertible securities
Held by promoter/ promoter group		0.00	0.00
Held by public		0.00	0.00
Total	0	0.00	0.00
Warrants	No. of Warrants	As a % of total no. of Warrants	As a % of total no. of shares of the company, assuming full conversion of warrants
Held by promoter/ promoter group	0	0.00	0.00
Held by public	0	0.00	0.00
Total	0	0.00	0.00
Total paid-up capital of the company, assuming full conversion of warrants convertible securities Total (A+B+C)+ D+E+F)	20950677		100.00



[Handwritten signature]

Statement Showing Shareholding Pattern

Table (IXa)

Category Code	Category of Shareholder	Number of Shareholders	Total Number of Shares	Number of Shares held in Dematerialised form	Total Shareholding as a percentage of total number of shares	As a Percentage of (A+B)	As a Percentage of (A+B+C)	Number of shares otherwise encumbered	As a percentage (IX)/(VIII)*(IV)*100
(I)	(II)	(III)	(IV)	(V)	(VI)	(VII)	(VIII)	(IX)	(X)

(A) Shareholding of Promoter and Promoter Group2

1. INDIAN									
(a)	INDIVIDUAL / HUF	5	1750504	1750504	8.3554	8.3554	0	0.00	0.00
(b)	CENTRAL / STATE GOVERNMENT(S)	0	0	0	0.0000	0.0000	0	0.00	0.00
(c)	BODIES CORPORATE	3	5704679	5704679	27.2291	27.2291	0	0.00	0.00
(d)	FINANCIAL INSTITUTIONS / BANKS	0	0	0	0.0000	0.0000	0	0.00	0.00
(e)	ANY OTHERS (Specify)								
(i)	DIRECTORS / RELATIVES	26	7243628	7243628	34.5818	34.5818	0	0.00	0.00
(ii)	GROUP COMPANIES	0	0	0	0.0000	0.0000	0	0.00	0.00
SUB TOTAL (A)(1) :			14700295	14698811	70.1662	70.1662	0	0.00	0.00

2. FOREIGN


(a)	INDIVIDUAL	0	0	0	0.0000	0.0000	0	0.00	0.00
(b)	BODIES CORPORATE	0	0	0	0.0000	0.0000	0	0.00	0.00
(c)	INSTITUTIONS	0	0	0	0.0000	0.0000	0	0.00	0.00
(d)	QUALIFIED FOREIGN INVESTOR	0	0	0	0.0000	0.0000	0	0.00	0.00
(e)	ANY OTHERS (Specify)								
SUB TOTAL (A)(2) :			0	0	0.0000	0.0000	0	0.00	0.00

Total holding for promoters

(A)+(A)(1) + (A)(2)	34	14700295	14698811	70.1662	70.1662	0	0.00	0.00
---------------------	----	----------	----------	---------	---------	---	------	------

(B) Public shareholding

1. INSTITUTIONS									
(a)	MUTUAL FUNDS / UTI	7	131583	126690	0.6281	0.6281	0	0.00	0.00
(b)	FINANCIAL INSTITUTIONS / BANKS	8	995	236	0.0047	0.0047	0	0.00	0.00
(c)	CENTRAL / STATE GOVERNMENT(S)	0	0	0	0.0000	0.0000	0	0.00	0.00
(d)	VENTURE CAPITAL FUNDS	0	0	0	0.0000	0.0000	0	0.00	0.00
(e)	INSURANCE COMPANIES	4	213383	213383	1.0185	1.0185	0	0.00	0.00
(f)	FII'S	3	700	0	0.0033	0.0033	0	0.00	0.00
(g)	FOREIGN VENTURE CAPITAL INVESTORS	0	0	0	0.0000	0.0000	0	0.00	0.00





Handwritten signature.



Statement Showing Shareholding Pattern

Table (IXa)


Category Shareholder Code	Number of Shareholders	Total Number Of Shares	Number of Shares held in Dematerialised form	Total Shareholding as a percentage of total number of shares			Shares Pledged or otherwise encumbered		
				(IV)	(V)	(VI)		(VII)	(VIII)
(I)	(II)	(III)	(IV)	(V)	(VI)	(VII)	(VIII)	(IX)= (VIII)/(IV) *100	
(h) QUALIFIED FOREIGN INVESTOR	0	0	0	0	0.0000	0.0000	0	0.00	
(i) ANY OTHERS (Specify)	0	0	0	0	0.0000	0.0000	0	0.00	
SUB TOTAL (B)(1) :	22	346661	340309	1.6547	1.6547	1.6547	0	0.00	
B 2. Non-institutions									
(a) BODIES CORPORATE	209	181944	167731	0.8684	0.8684	0.8684	0	0.00	
(b) INDIVIDUAL									
(i) (CAPITAL UPTO TO Rs. 1 Lakh)	31476	3670343	2182345	17.5199	17.5199	17.5199	0	0.00	
(ii) (CAPITAL GREATER THAN Rs. 1 Lakh)	29	1891938	1891938	9.0304	9.0304	9.0304	0	0.00	
(c) QUALIFIED FOREIGN INVESTOR	0	0	0	0.0000	0.0000	0.0000	0	0.00	
(d) ANY OTHERS (Specify)									
(i) TRUSTS	0	0	0	0.0000	0.0000	0.0000	0	0.00	
(ii) CLEARING MEMBER	12	25420	25420	0.1213	0.1213	0.1213	0	0.00	
(iii) DIRECTORS / RELATIVES	4	748	432	0.0036	0.0036	0.0036	0	0.00	
(iv) EMPLOYEE	0	0	0	0.0000	0.0000	0.0000	0	0.00	
(v) NON RESIDENT INDIANS (NRI)	43	32328	30688	0.1543	0.1543	0.1543	0	0.00	
(vi) OVERSEAS BODIES CORPORATES	1	109800	0	0.4811	0.4811	0.4811	0	0.00	
(vii) UNCLAIMED SUSPENSE ACCOUNT	0	0	0	0.0000	0.0000	0.0000	0	0.00	
SUB TOTAL (B)(2) :	31774	5903721	4298554	28.1791	28.1791	28.1791	0	0.00	
Total Public Shareholding (B)=(B)(1) + (B)(2)									
		31796	6250382	29.8338	29.8338	29.8338	0	0.00	
Total (A) + (B) :	31830	20950677	19337674	100.0000	100.0000	100.0000	0	0.00	
(C) Shares held by Custodians and against which Depository Receipts have been issued									
(i) Promoter and Promoter Group	0	0	0	0.0000	0.0000	0.0000	0	0.00	
(ii) Public	0	0	0	0.0000	0.0000	0.0000	0	0.00	
SUB TOTAL (C)(1) :	0	0	0	0.0000	0.0000	0.0000	0	0.00	



Grand Total (A) + (B) + (C) 31830 20950677 19337674 100 100.0000 0 0.00



NOTES :

1) NAME, NUMBER OF SHARES HELD & PERCENTAGE OF ENTITIES / PERSONS HOLDING MORE THAN 1% OF THE TOTAL SHARES OF THE COMPANY IS AS PER ANNEXURE



(1)(b) Statement showing holding of securities (including shares, warrants, convertible securities) of persons belonging to the category "Promoter and Promoter Group"

Sr.No	Name of the Shareholder	Total shares held		Encumbered shares (*)		Details of warrants			Details of convertible securities			Total shares (including underlying shares assuming full conversion of warrants and convertible securities) as a % of diluted share capital
		Number of shares	As a % of grand total (A)+(B)+(C)	Number	As a percentage	As a % of grand total (A)+(B)+(C) of sub-clause (IXa)	Number of warrants held	As a % total number of warrants of the same class	Number of convertible securities held	As a % total number of convertible securities of the same class	Number of convertible securities held	
(I)	(II)	(III)	(IV)	(V)	(VI)-(VII)(III)* 100	(VII)	(VIII)	(IX)	(X)	(XI)	(XII)	
1	RAJNIKANTA G PATNI	2386116	11.3892	0	0.00	0.00	0	0	0	0	0	
2	ASHOKA COMPUTER SYSTEMS PRIVATE LIMITED	1901560	9.0764	0	0.00	0.00	0	0	0	0	0	
3	PCS FINANCE LIMITED	1901560	9.0764	0	0.00	0.00	0	0	0	0	0	
4	PCS CULLINET PRIVATE LIMITED	1901559	9.0764	0	0.00	0.00	0	0	0	0	0	
5	SADHANA A PATNI	1652122	7.8858	0	0.00	0.00	0	0	0	0	0	
6	VASUNDHARA APOORVA PATNI	1000000	4.7731	0	0.00	0.00	0	0	0	0	0	
7	POONAM NARENDRAKUMAR PATNI	601547	2.8713	0	0.00	0.00	0	0	0	0	0	
8	GAJENDRAKUMAR S PATNI	579685	2.7669	0	0.00	0.00	0	0	0	0	0	
9	ASHOKKUMAR S PATNI	575995	2.7493	0	0.00	0.00	0	0	0	0	0	
10	ANIRUDH NARENDRAKUMAR PATNI	559270	2.6695	0	0.00	0.00	0	0	0	0	0	
11	APOORVA ASHOK KUMAR PATNI	389676	1.8600	0	0.00	0.00	0	0	0	0	0	
12	ARIHANT GAJENDRA KUMAR PATNI	283056	1.3511	0	0.00	0.00	0	0	0	0	0	
13	AMIT KUMAR PATNI	261899	1.2501	0	0.00	0.00	0	0	0	0	0	
14	RUCHI AMIT KUMAR PATNI	152540	0.7281	0	0.00	0.00	0	0	0	0	0	
15	SOBHAGMAL PATNI	130936	0.6250	0	0.00	0.00	0	0	0	0	0	
16	APOORVA ASHOK KUMAR PATNI	111069	0.5301	0	0.00	0.00	0	0	0	0	0	
17	ARIHANT GAJENDRAKUMAR PATNI	101130	0.4827	0	0.00	0.00	0	0	0	0	0	
18	NARENDRA KUMAR PATNI	94099	0.4490	0	0.00	0.00	0	0	0	0	0	
19	KANCHANBAI S PATNI	60286	0.2878	0	0.00	0.00	0	0	0	0	0	
20	SADHANA A PATNI	42814	0.2044	0	0.00	0.00	0	0	0	0	0	
21	RAJNIKANTA G PATNI	4965	0.0237	0	0.00	0.00	0	0	0	0	0	



22	AYUSHI AMITKUMAR PATNI	2830	0.0135	0	0.00	0.00	0	0	0	0	0	0	0
23	AAKRITI AMITKUMAR PATNI	2830	0.0135	0	0.00	0.00	0	0	0	0	0	0	0
24	KANCHANBAI PATNI	1300	0.0062	0	0.00	0.00	0	0	0	0	0	0	0
25	RAJKUMAR BARJATYA	760	0.0036	0	0.00	0.00	0	0	0	0	0	0	0
26	SOORAJ BARJATYA	145	0.0007	0	0.00	0.00	0	0	0	0	0	0	0
27	RAJRANI GANGWAL	128	0.0006	0	0.00	0.00	0	0	0	0	0	0	0
28	PANKAJ PATNI	86	0.0004	0	0.00	0.00	0	0	0	0	0	0	0
29	MEETA DEVI GANGWAL	64	0.0003	0	0.00	0.00	0	0	0	0	0	0	0
30	MUNIISH KUMAR GANGWAL	64	0.0003	0	0.00	0.00	0	0	0	0	0	0	0
31	MEETA DEVI GANGWAL	56	0.0003	0	0.00	0.00	0	0	0	0	0	0	0
32	RAJRANI GANGWAL	56	0.0003	0	0.00	0.00	0	0	0	0	0	0	0
33	RAJRANI GANGWAL	56	0.0003	0	0.00	0.00	0	0	0	0	0	0	0
34	MUNISH KUMAR GANGWAL	56	0.0003	0	0.00	0.00	0	0	0	0	0	0	0
TOTAL :		14700295	70.1662	0	0.00	0.0000	0	0	0	0	0	0	0

PRINTED ON : 04/04/2014


PAGE NO : 2

(i)(c)(i) Statement showing holding of securities (including shares, warrants, convertible securities) of persons belonging to the category "Public" and holding more than 1% of the total number of shares.

Sr.No	Name of the shareholder	Number of shares	Shares as a percentage of total number of shares (i.e., Grand Total (A) + (B) + (C) indicated in Statement at para (i) (a) above}	Number of warrants	As a % total number of warrants of the same class	Number of convertible securities held	As a % total number of convertible securities of the same class	Details of convertible securities	Total shares (including underlying shares assuming full conversion of warrants and convertible securities) as a % of diluted share capital
1	BALRAM BHARWANI	597125	2.8501	0	0	0	0	0	0
2	MUKESH MOHANLAL KELAWALA huf	255300	1.2186	0	0	0	0	0	0
TOTAL :		852425	4.0687	0	0	0	0	0	0

Printed Date : 04/04/2014

PAGE NO : 1






(I)(c)(ii) Statement showing holding of securities (including shares, warrants, convertible securities) of persons (together with PAC) belonging to the category "Public" and holding more than 5% of the total number of shares of the company.

SR.NO	Name	Number of shares	Per	Details of warrants			Details of convertible securities		Total shares (including underlying shares assuming full conversion of warrants and convertible securities) as a % of diluted share capital
				Number of warrants held	As a % total number of warrants of the same class	Number of convertible securities held	% w.r.t total number of convertible securities of the same class		
1		0	0	0	0	0	0	0	
TOTAL :		0	0	0	0	0	0	0	

Printed Date : 04/04/2014

(I)(d) Statement showing details of locked-in shares AS ON : 31/03/2014



Sr No	Name of the shareholder	Number of locked-in shares	Locked-in shares as a percentage of total number of shares (i.e., Grand Total (A)+(B)+(C) indicated in Statement at para (IXa) above)	Promoter / Promoter Group / Public
1				
TOTAL:				



Sr.No.	Type of Outstanding DR (ADR _s ,GDR _s ,SDR _s etc.)	No of Outstanding DRs.	No of Shares underlying outstanding DRs.	Shares underlying outstanding DRs as a Percentage of total number of shares (i.e Grand Total (A)+(B) + (C) Indicated in statement at para(1) (a) above)
1	GDRs			
TOTAL :				

(II) (b) Statement showing holding of Depository Receipts (DRs), where underlying shares held by 'promoter / promoter group' are in excess of 1% of the total number of shares.

Sr.No.	Name of the DR Holder	Type of Outstanding DR (ADR _s ,GDR _s ,SDR _s etc.)	No of Shares underlying outstanding DRs.	Shares underlying outstanding DRs as a Percentage of total number of shares (i.e Grand Total (A)+(B)+(C) Indicated in statement at Para (1) (a) above)
1				
TOTAL :				



27

Exhibit 6A

PCS TECHNOLOGY LIMITED

List of Preference Shareholders

No.	Name of shareholder	No. of shares	Amount per Share
1	Mr. Ashok Kumar Patni	1,965,000	10/-
2	Mr. Gajendra Kumar Patni	1,480,000	10/-
3	Ashoka Computer Systems Pvt. Ltd.	180,000	10/-
4	PCS Cullinet Pvt. Ltd.	180,000	10/-
5	PCS Finance Pvt. Ltd.	170,000	10/-
	Total	3,975,000	

For PCS Technology Limited


Managing Director & CEO

CIN: L74200MH1981PLC024279

PCS Technology Limited

302-304, Regent Chambers, Nariman Point, Mumbai - 400 021. Tel : 2282 2621 /2562. 2288 2135 /1099

Fax : +91-22-2285 1489 www.pcstech.com

Registered Office : Gat No. 478, Alandi Markaal Road, Alandi, Dist. Pune - 412 106

