


Name of the Company : PCS TECHNOLOGY LTD

Script Code, Name of the scrip, class of security :


Quarter ended : 30/09/2015

Partly paid-up shares :-	No. of partly paid-up shares	As a % of total no. of partly paid-up shares	As a % of total no. of shares of the company
Held by promoter/ promoter group		0.00	0.00
Held by public		0.00	0.00
<b>Total</b>	<b>0</b>	<b>0.00</b>	<b>0.00</b>
Outstanding convertible securities	No. of outstanding securities	As a % of total no. of outstanding convertible securities	As a % of total no. of shares of the company, assuming full conversion of the convertible securities
Held by promoter/ promoter group		0.00	0.00
Held by public		0.00	0.00
<b>Total</b>	<b>0</b>	<b>0.00</b>	<b>0.00</b>
Warrants	No. of Warrants	As a % of total no. of Warrants	As a % of total no. of shares of the company, assuming full conversion of warrants
Held by promoter/ promoter group	0	0.00	0.00
Held by public	0	0.00	0.00
<b>Total</b>	<b>0</b>	<b>0.00</b>	<b>0.00</b>
<b>Total paid-up capital of the company, assuming full conversion of warrants convertible securities Total (A+B+C)+ D+E+F)</b>	<b>20950677</b>		<b>100.00</b>



**Statement Showing Shareholding Pattern**


Category Code	Category of Shareholder	Number of Shareholders	Table (I)(a)					
			Total Number Of Shares	Number of Shares held in Dematerialised form	Total Shareholding as a percentage of total number of shares		Shares Pledged or otherwise encumbered	
					As a Percentage of (A+B)	As a Percentage of (A+B+C)	Number of shares	As a percentage
(I)	(II)	(III)	(IV)	(V)	(VI)	(VII)	(VIII)	(IX) (VIII)/(IV) *100
<b>A) Shareholding of Promoter and Promoter Group</b>								
<b>INDIAN</b>								
a)	INDIVIDUAL / HUF	4	1656425	1656425	7.9063	7.9063	0	0.00
b)	CENTRAL / STATE GOVERNMENT(S)	0	0	0	0.0000	0.0000	0	0.00
c)	BODIES CORPORATE	3	5704679	5704679	27.2291	27.2291	0	0.00
d)	FINANCIAL INSTITUTIONS / BANKS	0	0	0	0.0000	0.0000	0	0.00
e)	ANY OTHERS (Specify)							
i)	DIRECTORS RELATIVES	25	7338891	7337707	35.0294	35.0294	0	0.00
ii)	GROUP COMPANIES	0	0	0	0.0000	0.0000	0	0.00
iii)	TRUSTS	0	0	0	0.0000	0.0000	0	0.00
<b>SUB TOTAL (A)(1) :</b>		<b>32</b>	<b>14699995</b>	<b>14698811</b>	<b>70.1648</b>	<b>70.1648</b>	<b>0</b>	<b>0.00</b>
<b>FOREIGN</b>								
a)	INDIVIDUAL	0	0	0	0.0000	0.0000	0	0.00
b)	BODIES CORPORATE	0	0	0	0.0000	0.0000	0	0.00
c)	INSTITUTIONS	0	0	0	0.0000	0.0000	0	0.00
d)	QUALIFIED FOREIGN INVESTOR	0	0	0	0.0000	0.0000	0	0.00
e)	ANY OTHERS (Specify)	0	0	0	0.0000	0.0000	0	0.00
<b>SUB TOTAL (A)(2) :</b>		<b>0</b>	<b>0</b>	<b>0</b>	<b>0.0000</b>	<b>0.0000</b>	<b>0</b>	<b>0.00</b>
<b>Total holding for promoters (A)=(A)(1) + (A)(2)</b>		<b>32</b>	<b>14699995</b>	<b>14698811</b>	<b>70.1648</b>	<b>70.1648</b>	<b>0</b>	<b>0.00</b>
<b>B) Public shareholding</b>								
<b>INSTITUTIONS</b>								
a)	MUTUAL FUNDS / VENTURE CAPITAL FUNDS	7	131583	126690	0.6281	0.6281	0	0.00
b)	FINANCIAL INSTITUTIONS / BANKS	8	995	236	0.0047	0.0047	0	0.00
c)	CENTRAL / STATE GOVERNMENT(S)	0	0	0	0.0000	0.0000	0	0.00
d)	VENTURE CAPITAL FUNDS	0	0	0	0.0000	0.0000	0	0.00
e)	INSURANCE COMPANIES	4	213383	213383	1.0185	1.0185	0	0.00
f)	FIS	3	700	0	0.0033	0.0033	0	0.00



**Statement Showing Shareholding Pattern**

Table (I)(a)

Category Code	Category of Shareholder	Number of Shareholders	Total Number Of Shares	Number of Shares held in Dematerialised form	Total Shareholding as a percentage of total number of shares		Shares Pledged or otherwise encumbered	
					As a Percentage of (A+B)	As a Percentage of (A+B+C)	Number of shares	As a percentage
(I)	(II)	(III)	(IV)	(V)	(VI)	(VII)	(VIII)	(IX) : (VIII)/(IV) * 100
(g)	FOREIGN VENTURE CAPITAL INVESTORS	0	0	0	0.0000	0.0000	0	0.00
(h)	QUALIFIED FOREIGN INVESTOR	0	0	0	0.0000	0.0000	0	0.00
(i)	ANY OTHERS (Specify)	0	0	0	0.0000	0.0000	0	0.00
<b>SUB TOTAL (B)(1) :</b>		<b>22</b>	<b>346661</b>	<b>340309</b>	<b>1.6547</b>	<b>1.6547</b>	<b>0</b>	<b>0.00</b>
<b>2. Non-institutions</b>								
(a)	BODIES CORPORATE	198	154088	139896	0.7355	0.7355	0	0.00
(b)	INDIVIDUAL							
(i)	(CAPITAL UPTO TO Rs. 1 Lakh)	30592	3559170	2092683	16.9883	16.9883	0	0.00
(ii)	(CAPITAL GREATER THAN Rs. 1 Lakh)	33	2025354	2025354	9.6672	9.6672	0	0.00
(c)	QUALIFIED FOREIGN INVESTOR	0	0	0	0.0000	0.0000	0	0.00
(d)	ANY OTHERS (Specify)							
(i)	TRUSTS	0	0	0	0.0000	0.0000	0	0.00
(ii)	CLEARING MEMBER	13	28621	28621	0.1366	0.1366	0	0.00
(iii)	DIRECTORS RELATIVES	4	748	432	0.0036	0.0036	0	0.00
(iv)	EMPLOYEE	0	0	0	0.0000	0.0000	0	0.00
(v)	NON RESIDENT INDIANS (NRI)	46	35240	33600	0.1682	0.1682	0	0.00
(vi)	OVERSEAS BODIES CORPORATES	1	100800	0	0.4811	0.4811	0	0.00
(vii)	UNCLAIMED SUSPENSE ACCOUNT	0	0	0	0.0000	0.0000	0	0.00
<b>SUB TOTAL (B)(2) :</b>		<b>30887</b>	<b>5904021</b>	<b>4320586</b>	<b>28.1806</b>	<b>28.1806</b>	<b>0</b>	<b>0.00</b>
<b>Total Public Shareholding (i.e. (B)(1) + (B)(2) :</b>		<b>30909</b>	<b>6250682</b>	<b>4660895</b>	<b>29.8352</b>	<b>29.8352</b>	<b>0</b>	<b>0.00</b>
<b>Total (A) + (B) :</b>		<b>30941</b>	<b>20950677</b>	<b>19359706</b>	<b>100.0000</b>	<b>100.0000</b>	<b>0</b>	<b>0.00</b>
<b>(C) Shares held by Custodians and against which Depository Receipts have been issued</b>								
(i)	Promoter and Promoter Group	0	0	0	0.0000	0.0000	0	0.00
(ii)	Public	0	0	0	0.0000	0.0000	0	0.00
<b>SUB TOTAL (C)(1) :</b>		<b>0</b>	<b>0</b>	<b>0</b>	<b>0.0000</b>	<b>0.0000</b>	<b>0</b>	<b>0.00</b>



---

Grand Total (A) + (B) + (C)	30941	20950677	19359706	100	100.0000	0	0.00
-----------------------------	-------	----------	----------	-----	----------	---	------

---


NOTES

1) NAME, NUMBER OF SHARES HELD & PERCENTAGE OF ENTITIES / PERSONS HOLDING MORE THAN 1% OF THE TOTAL SHARES OF THE COMPANY IS AS PER ANNEXURE



(1)(b) Statement showing holding of securities (including shares, warrants, convertible securities) of persons belonging to the category "Promoter and Promoter Group"

Sr.No	Name of the Shareholder	Total shares held		Encumbered shares (*)			Details of warrants		Details of convertible securities			Total shares including underlying shares assuming full conversion of warrants and convertible securities at a 3% dilution to the capital
		Number of shares	As a % of grand total (A)+(B)+(C)	Number	As a percentage	As a % of grand total (A)+(B)+(C) of sub-clause (I)(a)	Number of warrants held	As a % total number of warrants of the same class	Number of convertible securities held	As a % total number of convertible securities of the same class		
(I)	(II)	(III)	(IV)	(V)	(VI)	(V)/(III)* 100	(VII)	(VIII)	(IX)	(X)	(XI)	(XII)
1	RAJNIKANTA G PATNI	2386116	11.3892	0	0.00	0.00	0	0	0	0	0	0
2	PCS FINANCE LIMITED	1901560	9.0764	0	0.00	0.00	0	0	0	0	0	0
3	ASHOKA COMPUTER SYSTEMS PRIVATE LIMITED	1901560	9.0764	0	0.00	0.00	0	0	0	0	0	0
4	PCS CULLINET PRIVATE LIMITED	1901559	9.0764	0	0.00	0.00	0	0	0	0	0	0
5	SADHANA A PATNI	1652122	7.8858	0	0.00	0.00	0	0	0	0	0	0
6	VASUNDHARA APOORVA PATNI	1000000	4.7731	0	0.00	0.00	0	0	0	0	0	0
7	POONAM NARENDRAKUMAR PATNI	695626	3.3203	0	0.00	0.00	0	0	0	0	0	0
8	GAJENDRAKUMAR S PATNI	579685	2.7669	0	0.00	0.00	0	0	0	0	0	0
9	ASHOKKUMAR S PATNI	575995	2.7493	0	0.00	0.00	0	0	0	0	0	0
10	ANIRUDHI NARENDRAKUMAR PATNI	559270	2.6695	0	0.00	0.00	0	0	0	0	0	0
11	APOORVA ASHOK KUMAR PATNI	389676	1.8600	0	0.00	0.00	0	0	0	0	0	0
12	ARIHANT GAJENDRA KUMAR PATNI	283056	1.3511	0	0.00	0.00	0	0	0	0	0	0
13	AMIT KUMAR PATNI	261899	1.2501	0	0.00	0.00	0	0	0	0	0	0
14	RUCHI AMIT KUMAR PATNI	152540	0.7281	0	0.00	0.00	0	0	0	0	0	0
15	SOBHAGMAL PATNI	130936	0.6250	0	0.00	0.00	0	0	0	0	0	0
16	APOORVA ASHOK KUMAR PATNI	111069	0.5301	0	0.00	0.00	0	0	0	0	0	0
17	ARIHANT GAJENDRAKUMAR PATNI	101130	0.4827	0	0.00	0.00	0	0	0	0	0	0
18	KANCHANBAI S PATNI	60286	0.2878	0	0.00	0.00	0	0	0	0	0	0
19	SADHANA A PATNI	42814	0.2044	0	0.00	0.00	0	0	0	0	0	0
20	RAJNIKANTA G PATNI	4965	0.0237	0	0.00	0.00	0	0	0	0	0	0
21	AAKRITI AMITKUMAR PATNI	2830	0.0135	0	0.00	0.00	0	0	0	0	0	0



22	AYUSHI AMITKUMAR PATNI	2830	0.0135	0	0.00	0.00	0	0	0	0	0
23	KANCHANBAI PATNI	1000	0.0048	0	0.00	0.00	0	0	0	0	0
24	RAJKUMAR BARJATYA	760	0.0036	0	0.00	0.00	0	0	0	0	0
25	SOORAJ BARJATYA	145	0.0007	0	0.00	0.00	0	0	0	0	0
26	RAJRANI GANGWAL	128	0.0006	0	0.00	0.00	0	0	0	0	0
27	MEETA DEVI GANGWAL	120	0.0006	0	0.00	0.00	0	0	0	0	0
28	PANKAJ PATNI	86	0.0004	0	0.00	0.00	0	0	0	0	0
29	MEETA DEVI GANGWAL	64	0.0003	0	0.00	0.00	0	0	0	0	0
30	RAJRANI GANGWAL	56	0.0003	0	0.00	0.00	0	0	0	0	0
31	MUNISH KUMAR GANGWAL	56	0.0003	0	0.00	0.00	0	0	0	0	0
32	RAJRANI GANGWAL	56	0.0003	0	0.00	0.00	0	0	0	0	0
<b>TOTAL :</b>		<b>14699995</b>	<b>70.1648</b>	<b>0</b>	<b>0.00</b>	<b>0.0000</b>	<b>0</b>	<b>0</b>	<b>0</b>	<b>0</b>	<b>0</b>

PRINTED ON : 05/10/2015

PAGE NO : 2


Statement showing holding of securities (including shares, warrants, convertible securities) of persons belonging to the category "Public" and holding more than 1% of the total number of shares

(A)(i)

Sr No	Name of the shareholder	Number of shares	Shares as a percentage of total number of shares (i.e., Grand Total (A) + (B) + (C) indicated in Statement at para (1) (a) above)	Details of warrants		Details of convertible securities		Total shares including underlying shares assuming full conversion of warrants at convertible securities) as a % of diluted share capital
				Number of warrants	As a % total number of warrants of the same class	Number of convertible securities held	% of total number of convertible securities of the same class	
1	BALRAM BHARWANI	766300	3.6576	0	0	0	0	0
2	MUKESH MOHANLAL KELAWALA huf	255300	1.2186	0	0	0	0	0
<b>TOTAL :</b>		<b>1021600</b>	<b>4.8762</b>	<b>0</b>	<b>0</b>	<b>0</b>	<b>0</b>	<b>0</b>

Printed Date : 10/5/2015

PAGE NO : 1




(c)(ii) Statement showing holding of securities (including shares, warrants, convertible securities) of persons (together with PAC) belonging to the category "Public" and holding more than 5% of the total number of shares of the company

SR NO	Name	Number of shares	Details of warrants		Details of convertible securities		Total shares (including underlying shares assuming full conversion of warrants and convertible securities) as a % of diluted share capital
			Number of warrants held	As a % total number of warrants of the same class	Number of convertible securities held	% w.r.t. total number of convertible securities of the same class	
		Per	0	0	0	0	0
<b>TOTAL :</b>			0	0	0	0	0

Printed Date : 10/5/2015

(d) Statement showing details of locked-in shares AS ON 30/09/2015

Sr No	Name of the shareholder	Number of locked-in shares	Locked-in shares as a percentage of total number of shares (i.e. Grand Total (A)+(B)+(C) indicated in Statement at para (I)(a) above)	Promoter / Promoter Group / Public
1				
<b>TOTAL:</b>				



(II)(a)

Statement showing details of Depository Receipts (DRs)

Sr.No.	Type of Outstanding DR (ADRs,GDRs,SDRs etc.)	No of Outstanding DRs.	No of Shares underlying outstanding DRs.	Shares underlying outstanding DRs as a Percentage of total number of shares (i.e Grand Total (A) + (B) + (C) Indicated in statement at para(I) (a) above)
1	GDRs			
TOTAL				

(II) (b) Statement showing holding of Depository Receipts (DRs) . where  
underlying shares held by 'promoter / promoter group' are in excess  
of 1% of the total number of shares.

Sr.No	Name of the DR Holder	Type of Outstanding DR (ADRs,GDRs,SDRs etc.)	No of Shares underlying outstanding DRs.	Shares underlying outstanding DRs as a Percentage of total number of shares (i.e Grand Total (A) + (B) + (C) Indicated in statement at Para (I) (a) above)
1				
TOTAL				

