


PCS TECHNOLOGY LIMITED**I. Statement Showing Shareholding pattern**
*(as per Clause 35 of the Listing Agreement)***II. List of Equity Shareholders**

PLEASE FIND ATTACH HEREWITH THE CLAUSE 35 STATEMENT AS ON 30TH JUNE, 2013

For PCS Technology Limited



Managing Director & CEO

PCS Technology Limited

302-304, Regent Chambers, Nariman Point, Mumbai - 400 021. Tel : 2282 2621 /2562. 2288 2135 /1099

Fax : +91-22-2285 1489 www.pcstech.com


Registered Office : Office No. 1, Gat No. 478, Alandi Markaal Road, Alandi, Tal. Khed, Dist. Pune 412 106

Name of the Company : PCS TECHNOLOGY LTD

Script Code, Name of the scrip, class of security : 517119, Equity Shares

Quarter ended : 29/06/2013

Partly paid-up shares :-	No. of partly paid-up shares	As a % of total no. of partly paid-up shares	As a % of total no. of shares of the company
Held by promoter/ promoter group		0.00	0.00
Held by public		0.00	0.00
Total	0	0.00	0.00
Outstanding convertible securities	No. of outstanding securities	As a % of total no. of outstanding convertible securities	As a % of total no. of shares of the company, assuming full conversion of the convertible securities
Held by promoter/ promoter group		0.00	0.00
Held by public		0.00	0.00
Total	0	0.00	0.00
Warrants	No. of Warrants	As a % of total no. of Warrants	As a % of total no. of shares of the company, assuming full conversion of warrants
Held by promoter/ promoter group	0	0.00	0.00
Held by public	0	0.00	0.00
Total	0	0.00	0.00
Total paid-up capital of the company, assuming full conversion of warrants convertible securities Total (A+B+C)+ D+E+F)	20950677		100.00



Statement Showing Shareholding Pattern

Table (I)(a)								
Category Code	Category of Shareholder	Number of Shareholders	Total Number Of Shares	Number of Shares held in Dematerialised form	Total Shareholding as a percentage of total number of shares		Shares Pledged or otherwise encumbered	
					As a Percentage of (A+B)	As a Percentage of (A+B+C)	Number of shares	As a percentage
(I)	(II)	(III)	(IV)	(V)	(VI)	(VII)	(VIII)	(IX)= (VIII)/(IV) *100
(A) Shareholding of Promoter and Promoter Group2								
1. INDIAN								
(a)	INDIVIDUAL / HUF	5	1750504	1750504	8.3554	8.3554	0	0.00
(b)	CENTRAL / STATE GOVERNMENT(S)	0	0	0	0.0000	0.0000	0	0.00
(c)	BODIES CORPORATE	3	5704679	5704679	27.2291	27.2291	0	0.00
(d)	FINANCIAL INSTITUTIONS / BANKS	0	0	0	0.0000	0.0000	0	0.00
(e)	ANY OTHERS (Specify)							
(i)	DIRECTORS / RELATIVES	26	7245112	7243628	34.5818	34.5818	0	0.00
(ii)	GROUP COMPANIES	0	0	0	0.0000	0.0000	0	0.00
SUB TOTAL (A)(1) :		34	14700295	14698811	70.1662	70.1662	0	0.00
2. FOREIGN								
(a)	INDIVIDUAL	0	0	0	0.0000	0.0000	0	0.00
(b)	BODIES CORPORATE	0	0	0	0.0000	0.0000	0	0.00
(c)	INSTITUTIONS	0	0	0	0.0000	0.0000	0	0.00
(d)	QUALIFIED FOREIGN INVESTOR	0	0	0	0.0000	0.0000	0	0.00
(e)	ANY OTHERS (Specify)	0	0	0	0.0000	0.0000	0	0.00
SUB TOTAL (A)(2) :		0	0	0	0.0000	0.0000	0	0.00
Total holding for promoters (A)=(A)(1) + (A)(2)		34	14700295	14698811	70.1662	70.1662	0	0.00
(B) Public shareholding								
1. INSTITUTIONS								
(a)	MUTUAL FUNDS / UTI	7	131583	126690	0.6281	0.6281	0	0.00
(b)	FINANCIAL INSTITUTIONS / BANKS	8	995	236	0.0047	0.0047	0	0.00
(c)	CENTRAL / STATE GOVERNMENT(S)	0	0	0	0.0000	0.0000	0	0.00
(d)	VENTURE CAPITAL FUNDS	0	0	0	0.0000	0.0000	0	0.00
(e)	INSURANCE COMPANIES	4	213383	213383	1.0185	1.0185	0	0.00
(f)	FII'S	3	700	0	0.0033	0.0033	0	0.00
(g)	FOREIGN VENTURE CAPITAL INVESTORS	0	0	0	0.0000	0.0000	0	0.00



Statement Showing Shareholding Pattern

Table (I)(a)								
Category Code	Category of Shareholder	Number of Shareholders	Total Number Of Shares	Number of Shares held in Dematerialised form	Total Shareholding as a percentage of total number of shares		Shares Pledged or otherwise encumbered	
					As a Percentage of (A+B)	As a Percentage of (A+B+C)	Number of shares	As a percentage
(I)	(II)	(III)	(IV)	(V)	(VI)	(VII)	(VIII)	(IX)= (VIII)/(IV) *100
(h)	QUALIFIED FOREIGN INVESTOR	0	0	0	0.0000	0.0000	0	0.00
(i)	ANY OTHERS (Specify)	0	0	0	0.0000	0.0000	0	0.00
SUB TOTAL (B)(1) :		22	346661	340309	1.6547	1.6547	0	0.00
B 2. Non-institutions								
(a)	BODIES CORPORATE	210	184961	170748	0.8828	0.8828	0	0.00
(b)	INDIVIDUAL							
(i)	(CAPITAL UPTO TO Rs. 1 Lakh)	31757	3739386	2242644	17.8485	17.8485	0	0.00
(ii)	(CAPITAL GREATER THAN Rs. 1 Lakh)	30	1823265	1823265	8.7027	8.7027	0	0.00
(c)	QUALIFIED FOREIGN INVESTOR	0	0	0	0.0000	0.0000	0	0.00
(d)	ANY OTHERS (Specify)							
(i)	TRUSTS	0	0	0	0.0000	0.0000	0	0.00
(ii)	CLEARING MEMBER	5	22597	22597	0.1079	0.1079	0	0.00
(iii)	DIRECTORS / RELATIVES	4	748	432	0.0036	0.0036	0	0.00
(iv)	EMPLOYEE	0	0	0	0.0000	0.0000	0	0.00
(v)	NON RESIDENT INDIANS (NRI)	40	31964	30324	0.1526	0.1526	0	0.00
(vi)	OVERSEAS BODIES CORPORATES	1	100800	0	0.4811	0.4811	0	0.00
(vii)	UNCLAIMED SUSPENSE ACCOUNT	0	0	0	0.0000	0.0000	0	0.00
SUB TOTAL (B)(2) :		32047	5903721	4290010	28.1791	28.1791	0	0.00
Total Public Shareholding (B)=(B)(1) + (B)(2)		32069	6250382	4630319	29.8338	29.8338	0	0.00
Total (A) + (B) :		32103	20950677	19329130	100.0000	100.0000	0	0.00
(C) Shares held by Custodians and against which Depository Receipts have been issued								
(i)	Promoter and Promoter Group	0	0	0	0.0000	0.0000	0	0.00
(ii)	Public	0	0	0	0.0000	0.0000	0	0.00
SUB TOTAL (C)(1) :		0	0	0	0.0000	0.0000	0	0.00



Grand Total (A) + (B) + (C) 32103 50677 19329130 100 100.0000 0 0.00

NOTES :


1) NAME, NUMBER OF SHARES HELD & PERCENTAGE OF ENTITIES / PERSONS HOLDING MORE THAN 1% OF THE TOTAL SHARES OF THE COMPANY IS AS PER ANNEXURE



(l)(b)

Statement showing holding of securities (including shares, warrants, convertible securities) of persons belonging to the category "Promoter and Promoter Group"

Sr.No	Name of the Shareholder	Total shares held		Encumbered shares (*)			Details of warrants		Details of convertible securities		Total shares (including underlying shares assuming full conversion of warrants and convertible securities) as a % of diluted share capital
		Number of shares	As a % of grand total (A)+(B)+(C)	Number	As a percentage	As a % of grand total (A)+(B)+(C) of sub-clause (I)(a)	Number of warrants held	As a % total number of warrants of the same class	Number of convertible securities held	As a % total number of convertible securities of the same class	
(I)	(II)	(III)	(IV)	(V)	(VI)=(V)/(III)* 100	(VII)	(VIII)	(IX)	(X)	(XI)	(XII)
1	RAJNIKANTA G PATNI	2386116	11.3892	0	0.00	0.00	0	0	0	0	0
2	PCS FINANCE LIMITED	1901560	9.0764	0	0.00	0.00	0	0	0	0	0
3	ASHOKA COMPUTER SYSTEMS PRIVATE LIMITED	1901560	9.0764	0	0.00	0.00	0	0	0	0	0
4	PCS CULLINET PRIVATE LIMITED	1901559	9.0764	0	0.00	0.00	0	0	0	0	0
5	SADHANA A PATNI	1652122	7.8858	0	0.00	0.00	0	0	0	0	0
6	VASUNDHARA APOORVA PATNI	1000000	4.7731	0	0.00	0.00	0	0	0	0	0
7	POONAM NARENDRAKUMAR PATNI	601547	2.8713	0	0.00	0.00	0	0	0	0	0
8	GAJENDRAKUMAR S PATNI	579685	2.7669	0	0.00	0.00	0	0	0	0	0
9	ASHOKKUMAR S PATNI	575995	2.7493	0	0.00	0.00	0	0	0	0	0
10	ANIRUDH NARENDRAKUMAR PATNI	559270	2.6695	0	0.00	0.00	0	0	0	0	0
11	APOORVA ASHOK KUMAR PATNI	389676	1.8600	0	0.00	0.00	0	0	0	0	0
12	ARIHANT GAJENDRA KUMAR PATNI	283056	1.3511	0	0.00	0.00	0	0	0	0	0
13	AMIT KUMAR PATNI	261899	1.2501	0	0.00	0.00	0	0	0	0	0
14	RUCHI AMIT KUMAR PATNI	152540	0.7281	0	0.00	0.00	0	0	0	0	0
15	SOBHAGMAL PATNI	130936	0.6250	0	0.00	0.00	0	0	0	0	0
16	APOORVA ASHOK KUMAR PATNI	111069	0.5301	0	0.00	0.00	0	0	0	0	0
17	ARIHANT GAJENDRAKUMAR PATNI	101130	0.4827	0	0.00	0.00	0	0	0	0	0
18	NARENDRA KUMAR PATNI	94079	0.4490	0	0.00	0.00	0	0	0	0	0
19	KANCHANBAI S PATNI	60286	0.2878	0	0.00	0.00	0	0	0	0	0
20	SADHANA A PATNI	42814	0.2044	0	0.00	0.00	0	0	0	0	0
21	RAJNIKANTA G PATNI	4965	0.0237	0	0.00	0.00	0	0	0	0	0



22	AYUSHI AMITKUMAR PATNI		0.0135	0	0.00	0.00	0	0	0	0	0
23	AAKRITI AMITKUMAR PATNI	2830	0.0135	0	0.00	0.00	0	0	0	0	0
24	KANCHANBAI PATNI	1300	0.0062	0	0.00	0.00	0	0	0	0	0
25	RAJKUMAR BARJATYA	760	0.0036	0	0.00	0.00	0	0	0	0	0
26	SOORAJ BARJATYA	145	0.0007	0	0.00	0.00	0	0	0	0	0
27	RAJRANI GANGWAL	128	0.0006	0	0.00	0.00	0	0	0	0	0
28	PANKAJ PATNI	86	0.0004	0	0.00	0.00	0	0	0	0	0
29	MEETA DEVI GANGWAL	64	0.0003	0	0.00	0.00	0	0	0	0	0
30	MUNISH KUMAR GANGWAL	64	0.0003	0	0.00	0.00	0	0	0	0	0
31	MUNISH KUMAR GANGWAL	56	0.0003	0	0.00	0.00	0	0	0	0	0
32	RAJRANI GANGWAL	56	0.0003	0	0.00	0.00	0	0	0	0	0
33	RAJRANI GANGWAL	56	0.0003	0	0.00	0.00	0	0	0	0	0
34	MEETA DEVI GANGWAL	56	0.0003	0	0.00	0.00	0	0	0	0	0
TOTAL :		14700295	70.1662	0	0.00	0.0000	0	0	0	0	0

PRINTED ON : 04/07/2013

PAGE NO : 2



(l)(c)(i) Statement showing holding of securities (including shares, warrants, convertible securities) of persons belonging to the category "Public" and holding more than 1% of the total number of shares.

Sr.No	Name of the shareholder	Number of shares	Shares as a percentage of total number of shares {i.e., Grand Total (A) +(B)+(C) indicated in Statement at para (I) (a) above}	Details of warrants		Details of convertible securities		Total shares (including underlying shares assuming full conversion of warrants and convertible securities) as a % of diluted share capital
				Number of warrants	As a % total number of warrants of the same class	Number of convertible securities held	% w.r.t. total number of convertible securities of the same class	
1	BALRAM BHARWANI	445522	2.1265	0	0	0	0	0
2	MUKESH MOHANLAL KELAWALA huf	255300	1.2186	0	0	0	0	0
TOTAL :		700822	3.3451	0	0	0	0	0

Printed Date : 04/07/2013

PAGE NO : 1



(I)(c)(ii) Statement showing holding of securities (including shares, warrants, convertible securities) of persons (together with PAC) belonging to the category "Public" and holding more than 5% of the total number of shares of the company.

SR.NO	Name	Number of shares	Details of warrants		Details of convertible securities		Total shares (including underlying shares assuming full conversion of warrants and convertible securities) as a % of diluted share capital
			Number of warrants held	As a % total number of warrants of the same class	Number of convertible securities held	% w.r.t. total number of convertible securities of the same class	
1			0	0	0	0	0
TOTAL :			0	0	0	0	0

Printed Date : 04/07/2013



(I)(d) Statement showing details of locked-in shares AS ON : 29/06/2013


Sr No	Name of the shareholder	Number of locked-in shares	Locked-in shares as a percentage of total number of shares { i.e., Grand Total (A)+(B)+(C) indicated in Statement at para (I)(a) above }	Promoter / Promoter Group / Public
1				
TOTAL:				

BA

Print Date : 04/07/2013

PCS TECHNOLOGY LIMITED**List of Preference Shareholders**

No.	Name of shareholder	No. of shares	Amount per Share
1	Mr. Ashok Kumar Patni	1,965,000	10/-
2	Mr. Gajendra Kumar Patni	1,480,000	10/-
3	Ashoka Computer Systems Pvt. Ltd.	180,000	10/-
4	PCS Cullinet Pvt. Ltd.	180,000	10/-
5	PCS Finance Pvt. Ltd.	170,000	10/-
	Total	3,975,000	

For PCS Technology Limited**Managing Director & CEO****PCS Technology Limited**

302-304, Regent Chambers, Nariman Point, Mumbai - 400 021. Tel : 2282 2621 /2562. 2288 2135 /1099

Fax : +91-22-2285 1489 www.pcstech.com

Registered Office : Office No. 1, Gat No. 478, Alandi Markaal Road, Alandi, Tal. Khed, Dist. Pune 412 106

EXHIBIT- 5B

PCS POSITIONING SYSTEMS (INDIA) LIMITED


S.No. 1, 1A, F-1, Irani Market Coumpound, Yerawada, Pune - 411106

PCS POSITIONING SYSTEMS (INDIA) LIMITED

List of Shareholders

Sr. No.	Name of the Shareholders	No. of equity shares held	Amount per Share (Rs.)
1)	PCS Technology Limited	1749996	10
2)	Arihant Patni (Nominee of PCS Technology Ltd.)	9990	10
3)	D. B. Maheshwari (Nominee of PCS Technology Ltd.)	10	10
4)	A.S. Velpanur (Nominee of PCS Technology Ltd.)	1	10
5)	Yash Bharadwaj (Nominee of PCS Technology Ltd.)	1	10
6)	Harish C. Tandon (Nominee of PCS Technology Ltd.)	1	10
7)	Mir Prakash Jain (Nominee of PCS Technology Ltd.)	1	10
	TOTAL	17,60,000	

For PCS Positioning Systems (India) Limited


Director

PCS INTERNATIONAL LIMITED, MAURITIUS

C/o Multiconsult Limited, Rogers House, 5 President John Kennedy Street, Port Louis, Mauritius

PCS INTERNATIONAL LIMITED, MAURITIUS

List of Shareholders

No.	Name of shareholder	No. of shares	Amount per Share (USD)
1	PCS Technology Limited	111,000	10/-
	Total	111,000	

For PCS International Limited

Director

